

A SERIES CHARGER

MODEL:STTL840A4815L



Solterra Technologies Private Limited designs and manufactures robust power electronics for electric mobility, traction and energy storage applications, offering on-board and off-board chargers, power modules, inverters, communication controllers and auxiliary DC-DC systems engineered for demanding environments. This 48V ultra-high-power charger delivers 840W with 15A CP mode output, providing the fastest charging available for premium commercial fleets where charging speed directly determines operational capacity. It offers advanced CP mode functionality enabling revolutionary multiple daily charge cycles, reducing charge times by 60-70% compared to standard solutions.

The premium design incorporates active PFC and digital LLC control with advanced multi-fan cooling for sustained ultra-high-power delivery. Reliable hardware with integrated prognostics and health monitoring is fully protected inside a robust IP65-rated aluminium enclosure that resists vibration, shock, dust and harsh commercial environments. It supports optional CAN bus integration for advanced fleet telematics and uses sophisticated adaptive charging algorithms to maximize both charging speed and battery longevity throughout the charge process.

MAIN ATTRIBUTES

Max Output Power	840W
Peak Efficiency	90%MAX @220VAC
Voltage Range	39V ~ 60V
CP Mode Output Current	15A
MTBF	
Voltage Regulation	
Current Regulation	
Topology	
Battery Type	Lead-acid and Lithium-ion (48V nominal)

AC INPUT ATTRIBUTES

AC Input Voltage Range	200VAC ~ 240VAC; 50/60Hz
Full Power Voltage Range	
Input Frequency	50/60Hz
Input Current	≤5A
Input Inrush	
Power Factor	0.99@220VAC, full load
THDi	
Input Surge Rating	
Idle Consumption	

PROTECTIONS

Input Under/Over Voltage	When the AC input voltage is lower than 150Vac, the charger stops working and an under-voltage alarm occurs; when the AC input voltage is higher than 280Vac, the charger stops working and an over-voltage alarm occurs;
Input Overcurrent	
Output Over Voltage	When the charger detects that the output voltage exceeds the software's internal output overvoltage protection setting, the test charger should immediately cut off the output relay and give an alarm signal;
Output Overcurrent	When the load current exceeds the output overcurrent protection value set inside the charger, the charger immediately cuts off the output relay and sends an alarm signal;
Output Short Circuit	When the charger output is short-circuited, the charger has no output and an alarm prompts;
Output Reverse Polarity & No Load Protection	If the battery is connected reversely, the charger will have no output and an alarm will appear. When the charger cannot detect the battery voltage or the battery voltage is lower than the internally set minimum threshold (1/3 of the rated voltage of the battery pack), the charger will alarm and indicate no output;
Automatic Shutdown	Yes
Over Temperature Protection	1. When the internal temperature of the machine exceeds the internal set value, the charging current automatically decreases; the charger shuts down and alarms when the ambient temperature exceeds 65±2°C. When the ambient temperature drops to 55±2°C, the charger resumes charging; 2. Environment The charger will shut down and alarm when the temperature is lower than -40±2°C. When the ambient temperature returns to -35±2°C, the charger will resume charging. Note: If the external temperature probe is attached to the battery, it will detect abnormal battery temperature.

Disclaimer: The information and specifications set out in this datasheet are provided for general reference purposes only and do not constitute a guarantee of performance or suitability for any particular application. Actual product performance may vary depending on the specific application, usage conditions, and environmental factors. All product specifications and related information are subject to change, modification, or withdrawal at any time without prior notice. The manufacturer assumes no liability arising from the use of this datasheet or reliance on the information contained herein. It is the responsibility of the system designer/integrator to validate the product in the target application and ensure compliance with all applicable standards and regulations.

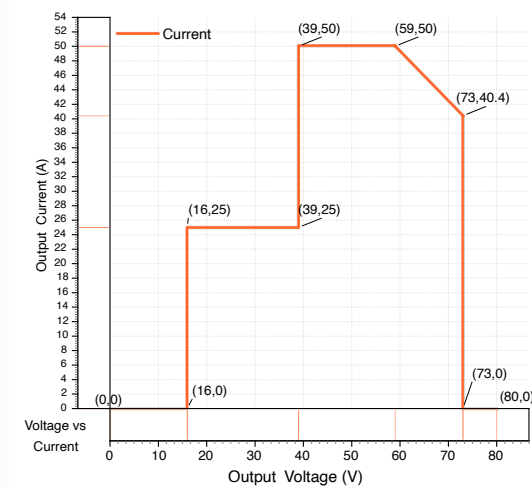
FEATURES

CAN, Optional
Auxiliary power, 12V/ 0.2A
Built-in indicator light

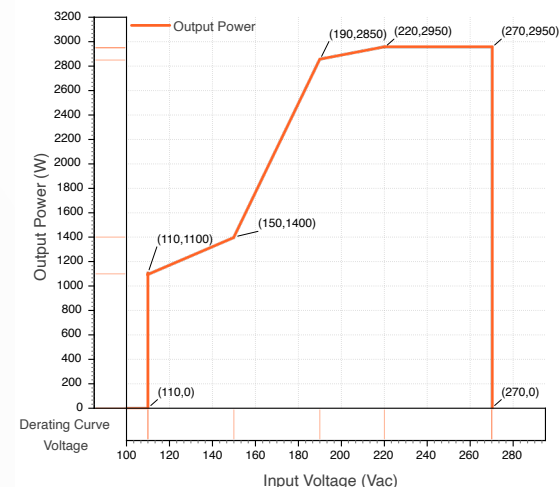
SAFETY

Isolation Levels (Input - Output)	Basic insulation: 2000VAC
Isolation Levels (Input - Shell)	Basic insulation: 2000VAC
Isolation Levels (Output - Shell)	Basic insulation: 1000VAC
Insulation resistance	
Drop Resistance	

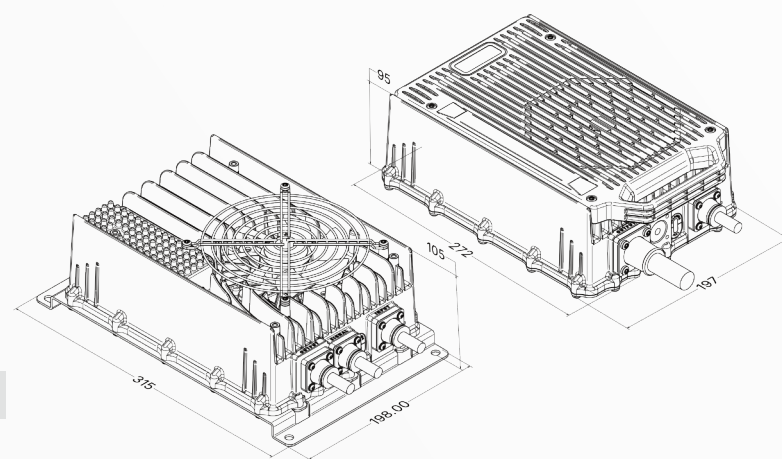
OUTPUT VOLTAGE VS CURRENT



UIN VS POWER



DIMENSIONS



MECHANICAL

Dimensions (mm)	152*126*62 mm
IP Rating	Charger body IP-67/ Charger with wire harness IP-65
Weight	1.5kg (3.3lb)
Cooling Method	Forced Air Cooling
Number of Ports	
Mounting Options	
Enclosure Type	
Connectors	
Encapsulant	

ENVIRONMENTAL

Operating Temperature	-30°C~65°C
Storage Temperature	-40°C~95°C
Altitude	2000m
Vibration & Shock	
Audible Noise	
Relative Humidity	
Design Life	

REGULATORY

IEC 61000-3-2/3-3, IEC 61000-4-2/4-3/4-4/4-5/4-6/4-8/4-11, IEC 61000-6-2/6-3
IEC 61851-21-2 (CISPR 11), ISO 10605, ISO 11452-2/4, IEC 60335-1/-2-29